

LITTER
FREE
OCEANS

LITTER FREE SCHOOLS

A TOOLKIT FOR SCHOOLS TO REDUCE SINGLE-USE PLASTIC



Total
Environment
Centre
for the future

TARONGA 
CONSERVATION SOCIETY AUSTRALIA

For the Wild

CONTENTS

Introduction

What's The Deal With Marine Debris? _____ 3

This Toolkit _____ 4

How To Audit Your Classroom Or Canteen _____ 5

Waste Audit Record Sheet _____ 6

Plastic Pollution Solutions _____ 7 - 9

Take The Challenge!

Take Away Coffee Cups

Bottles

Take Away Containers

Plastic Bags

Straws

Lunches

Home

Getting Support For Litter Free Oceans _____ 10

Promotion To Staff And Executive

Promotion To Students And School Community

Promotion To Public

Waste Free Lunch Day Checklist _____ 11

We Are A Litter Free Oceans School Poster _____ 12

This Canteen Is Working Towards Litter Free Oceans Poster _____ 13

Litter Free Oceans At Taronga Zoo _____ 14

Come To Us!

Let The Zoo Come To You!

Suppliers _____ 15

Case Studies

St Terese's Catholic Primary School, Lakemba _____ 16

Illawarra Christian School, Wollongong _____ 17

St Michael's Catholic School, Palm Island _____ 18

Lessons, Activities & Funding _____ 19

Appendix _____ 20

Activity Sheets _____ 21-23

INTRODUCTION

Thank you for registering for this toolkit

It is step #1 in choosing to reuse for our oceans! In this toolkit, you will find out why single-use plastic is such a problem for our marine wildlife (& us!), and many helpful solutions towards reducing plastic within the school itself, as well as the wider school community.

What's The Deal With Marine Debris?

Plastic serves a durable and purposeful use for making things like computers, medical equipment, cars, and housing. Plastic is a material designed to last forever, so it makes no sense to use it for products intended to be used for only minutes. **Disposable or single-use products are an unnecessary convenience with a huge impact.**



Globally, only **9%** of plastic is recycled, whereas



75% of all aluminum ever produced is still in use today

The majority of plastic is designed to be used once and discarded, now over



8 million tonnes of plastic waste leaks into the world's oceans every year.

Researchers estimate that **by 2050, the ocean will have more plastic than fish.**



All rivers flow to the sea. Even if you don't live near the ocean, your actions will help keep your local waterway healthy, and ultimately the marine environment.

Impacts on Wildlife

Marine species across Australia are impacted by marine debris, leading to injury, starvation or death. In most areas 80% of all the debris comes from our cities and towns, which means **it is in our hands to fix the problem.** To clean up the oceans, we must clean up our actions.



OVER 75% of ALL MARINE DEBRIS cleaned up off of Australian beaches is plastic.



The Taronga Wildlife Hospital receives around 40 marine turtles every year, most with plastic ingestion or plastic related injuries.

Cleaning up litter from beaches and waterways is important, but stopping it at the source is the best solution. Like many problems, prevention is better than cure, which is why it's so important to **Choose to Reuse.**



¹ <https://aluminium.org.au/aluminium/recycling/>

² Australian Marine Debris Initiative database

THIS TOOLKIT

Contains everything you need to Choose to Reuse and begin your plastic free journey.

STEP 1 **Conduct a waste audit** to understand your current plastic consumption.

STEP 2 **Take the challenge!** Which item are you going to tackle first? Make a plan of action, including timeframe and a goal.

STEP 3 **Browse our tips** for tackling common litter items, and build support within your school. Use the case studies as inspiration to take action that is meaningful to you.

STEP 4 **Explore** the many lesson plans, excursion and incursion activities to support this journey by linking it to the curriculum.

STEP 5 **Source plastic free alternatives** for your canteen, class or community - we've done the homework so you don't have to.

STEP 6 See our list of useful websites for even **more inspiration and information.**

*Not everyone is able to use or can afford to buy reusable items. Encourage students to make change where they are able to – if they can't take direct action, raise their voice for change in the community instead. Every bit counts no matter how big or small.

Be plastic
free

for me



HOW *to* CONDUCT AN AUDIT

The first step in reducing litter is to understand how much you are creating currently. This provides a baseline for measuring your success and impact for both students and staff.


A bin or lunchbox audit is a great way to see how much plastic waste you generate in your classroom, school or playground. You can opt for a comprehensive audit, weighing all the rubbish or go for a simple audit and just count the number of plastic items.

What you need:

- Rubber gloves & tongs.
- Newspaper or tarpaulin.
- Record sheet.
- Weighing scales.
- Rubbish from bin or lunchboxes.
- A suitable place to sort rubbish (out of the wind!).

What to do:

1. Spread the rubbish or waste onto a newspaper or tarpaulin.
2. Separate it into different categories: food/compostables, cardboard, paper, metal, soft and hard plastics.
3. Separate plastics into type - bottles, containers, cling film, single-use types (eg straws, lollipop sticks), food packets etc.
4. Weigh or count the number of pieces in each group.
5. Write down weights or counts in the spreadsheet provided.

 Note how many lunchboxes, which bins, or what area you've audited somewhere so you can replicate it again in future.

Finding The Source

Examine all of the items in the plastics category and see how many of each type were collected.

What has come from within the school (eg canteen), or from home? How much of this is single-use? Think about how to reduce these items. Are there alternatives? What could be reused?

Make sure you carry out the audit again next month or term to measure the success of your chosen solutions. Celebrate the impact no matter how small and keep the momentum going.

WASTE AUDIT RECORD SHEET

- Look out for any hazardous items (eg. broken glass) when conducting your audit.
- Always use gloves, and tongs if necessary.

What are you auditing? (eg. lunchboxes of class 4R, canteen or senior quadrangle bins)

WASTE CATEGORIES	NUMBER OF ITEMS	WEIGHT OF WASTE (OPTIONAL)	HOW MUCH DOES THIS = PER WEEK/ MONTH/ YEAR?	CANTEEN TALLY/WEIGHT ORDERED PER MONTH/TERM	CANTEEN TALLY/WEIGHT ORDERED PER YEAR
PLASTICS					
Bottles					
Containers					
Cutlery					
Cling film					
Food wrappers					
Other plastic					
Total plastics					
OTHER WASTES					
Food waste					
Tetrapack cartons					
Paper/ cardboard					
Metal					
TOTAL OF ALL WASTE					

A note for canteen managers:

Use the record sheet to note how many of these items you supply, and the frequency. Take a look at your order forms to get more ideas and to see how many single-use items you could save from landfill every month! See our supplier list for better alternatives.

PLASTIC POLLUTION SOLUTIONS

There are many ways to start your plastic free journey, and it can seem overwhelming to tackle such a big issue at the beginning. **Just remember that every journey starts with the first step!** That's exactly what this toolkit aims to help you with, get serious about one item that you can Choose to Reuse and tackle it. Once that becomes the norm, tackle the next item, and the next and the next.

Take The Challenge!

Our challenge to you is – **pledge now to Choose to Reuse!**

Pick one item to tackle - it could be the most numerous item from your audit, or one that your students are simply interested in or inspired to change. **Don't forget to share with us your pledges and actions using the hashtag #LitterFreeOceans.** Remember we are here to support you along the way.

Pledge 1 - Straws suck!

Say no to straws at school – do you really need one for your drink? Switch plastic straws in the canteen for paper ones. Pour your favourite drink (juice, milk etc.) into a reusable bottle rather than buying individual packs.



Pledge 2 - Waste free Wednesday!

Make a “nude food” day a week where there is no plastic packaging brought in with your lunchbox. It's easy once you know how, see our tips below.




Pledge 3 - Take 3 for the Sea Tuesday!

Get your class to pick up 3 items of litter from the playground, local waterway or sports field to help prevent marine debris. A simple action with a big impact. Why not collect Return and Earn containers as a fundraiser too?



Pledge 4 - Balloons blow!

Helium balloons can travel hundreds of kilometres often landing out to sea. Get your school or local Council to ban helium balloons at all events.



Create a plan to reduce this item, how do you want to achieve this? When? Who do you need to support this? Share your stories with us – email pfo@zoo.nsw.gov.au or share on social media! Students can use the templates in the appendix to capture their pledges.

#LitterFreeOceans #ChooseToReuse #NoExcuseForSingleUse

PLASTIC POLLUTION SOLUTIONS



Take away coffee cups

Staff can lead by example by using reusable coffee cups or mugs in the staff kitchen. If the canteen sells hot drinks use mugs that can be washed and used again or switch to fully compostable cups. Provide mugs instead of disposable cups for parent teacher nights.

Encourage local cafes to offer discounts for reusable cups, get them to sign up to Responsible Cafes, or register for the Litter Free Oceans business toolkit.



Bottles

Having your own bottle saves over a hundred plastic drink bottles from landfill every year! Reusable drink bottles also reduce risk of germs or allergens spreading between children.

A reusable bottle needs to be accompanied by bubblers or sink taps onsite. Where possible, preference drinks served in cartons or glass over plastic bottles. Encourage students to collect any plastic drinking bottles to deposit into a Return and Earn kiosk.



Take away containers

Does the canteen use plastic or polystyrene take away containers to portion out or serve hot or cold food? While take away containers can be used more than once, they are still fragile and break easily. With 24% of all litter in NSW being take away containers, it's an issue worth looking at.

Can the school or class collect or invest in ceramic bowls or mugs that can be filled, washed and reused? Can you encourage students to bring their own container and serve from a single source at the canteen?

Sometimes portioning out things ahead of time is the only practical option, luckily there are compostable alternatives such as bamboo, or cardboard. Please refer to the list of suppliers for these products.



Plastic Bags

Reusable bags are widely available from most supermarkets and many retail outlets. Canvas and jute shopping bags are becoming more popular as an even more sustainable option, and are preferred as they are not made from fossil fuels. Other good alternatives are to reuse boxes or baskets to carry items home, paper bags or thick department style plastic bags can be reused many times.

PLASTIC POLLUTION SOLUTIONS



Straws

The simplest way to cut down using straws is to stop offering them! Some studies show that by only giving straws to people who ask for them immediately cuts down cost by 50-80%. Encourage students to sip and not suck their drinks. Ask the canteen to get rid of poppers with single-use straws.

If there are students or staff who need to use a straw for medical reasons there are a wide range of reusable options including glass, bamboo and stainless steel. See our nominated list of suppliers above or google to find your own local stockist.



Home

Encourage kids to spread the message at home. You can set up a tally system or reward chart for when children remind their parents to pack their reusable bottle, or bring the green bags when they go shopping.

Perhaps they would like to go even further to reduce plastic packaging at home – buying shampoo bars or bamboo toothbrushes. Shopping at the local bulk food stores or produce shops rather than the supermarket. Even buying clothing made from natural fibres. It all helps!



Lunches

The Waste Free lunch revolution is taking off around the country. Encouraging students to have a waste free lunch day once a week or once a month is a great way to explore the idea slowly and encourage a culture of package free or “nude” food. Talk about what was easy to change, and what was challenging. Find alternatives and solutions together.

Encourage students to use a lunchbox if they don't already, or reuse tupperware containers to transport sandwiches, snacks, fruit, yoghurt and vegetables. Use beeswax wraps for sandwiches or in place of ziplock bags for other snacks.

There are [Nude Food Day](#) grants, applications are open May to June every year with the day and celebrations occurring in October.

Why not start a compost or veggie garden at school as a complimentary activity?

! **BEWARE!** Not all alternatives are created equal. Degradable and biodegradable plastic items are often worse for the environment. **Choose reusable or compostable instead.**

GETTING SUPPORT *for* LITTER FREE OCEANS

You are enthusiastic about helping our oceans, and that's great! But sometimes you may need to convince other people it's the right thing to do for your classroom or school.

Not only does Litter Free Oceans support the cross curriculum sustainability priority, but it fosters students to become engaged global citizens, acting locally in their community. Fostering the next generation of future thinkers for the planet will embed sustainable behaviours in the long term.

Promotion To Staff And Executive

Become a [leader](#) in your school, ask a fellow teacher to help you out. Show fellow staff photos or videos of the impacts of marine debris on wildlife – seeing for yourself the harm to wildlife is powerful. Start light with [this one](#), tug intensely at the heart strings with [this](#), or [let the UN explain](#) the problem in full.

Prompt discussion in a positive way - the solution is in your hands! Every bit counts, and that's why it's so important to take any action you can. Use staff meetings or the Sustainability Group to drive the change. And don't forget - reducing waste reduces waste costs. These measures can save thousands.

Promotion To Students And School Community

SHARE THE NEWS!!! Sharing your Litter Free initiatives will allow others in the school community to share their stories too, and foster collaboration and shared learnings. As these ideas grow in your community the groundswell will drive change on all levels, from the Principal to parents. Use the lesson plans in this toolkit to explore the issue of marine pollution and the impact on wildlife. Engage students with the problem and the solutions, and encourage them to do the same at home. Get the Student Representative Council on board as champions. Why not start a Green Team of staff and students to drive these and other sustainability measures in the school?

The following posters are for: parents – a Waste Free lunch checklist, the school – raise awareness throughout the campus, the canteen – gaining support for the transition.

Promotion To Public

Show off your efforts! Use the hashtag **#LitterFreeOceans** to highlight the actions you are taking, and connect with the network of other Litter Free schools. Other hashtags you can use are **#ChooseToReuse** **#NoExcuseForSingleUse** **#PollutionIsADesignChoice**

If you are writing for your school newsletter or local media use the following to show off your actions:

We are now a part of a growing network of schools actively working towards Litter Free Oceans. An initiative of Taronga Zoo, the program has helped us identify sources of our plastic waste and find ways to reduce disposable items. To do this, we [\[explain your action or activity here\]](#). The resources provided by the Litter Free Oceans campaign have helped us achieve an impact of [\[insert results here\]](#).

To get involved, visit taronga.org.au/litter-free-oceans



WASTE FREE LUNCH DAY CHECKLIST

It's waste free lunch day!

Remember:


- ✓ Reusable drink bottle
- ✓ Sandwich in a beeswax wrap
- ✓ Pasta or salad in an airtight container (glass jar or plastic Tupperware)
- ✓ Soup in a thermos
- ✓ Whole fruit
- ✓ Snacks portioned into a reusable wrap or small Tupperware
- ✓ Reusable cutlery

Leave out:

- ✗ Juice poppers or tetrapack drinks with single-use straws.
- ✗ Individually packaged single-serve snacks (eg. chips, fruit cups or cookies).
- ✗ Plastic cutlery



We are a




**LITTER
FREE
OCEANS**

School

You can help us by reducing single-use plastic and **CHOOSE TO REUSE** on school grounds.

- ✔ Bring your own KeepCup for hot drinks
- ✔ Bring a reusable bottle
- ✔ Say no to straws unless you need one
- ✔ Pack your lunch using reusable containers

This canteen is
working towards



**LITTER
FREE
OCEANS**

Please support us as we transition away
from single-use plastics, and implement
more sustainable alternatives for the
health of our oceans.

LITTER FREE OCEANS AT TARONGA ZOO

Have you used this toolkit and taken action to Choose to Reuse in your class or school?

Email pfo@zoo.nsw.gov.au with evidence of your action (eg. Audit worksheet, social media posts, photos from assembly etc) to be eligible for a **discounted entry to the zoo!**

Come to us!

Taronga Zoo has a dedicated, curriculum based Oceans of Waste Geography Focus Day.

This exciting curriculum focus day is about Sydney's Marine/ Coastal Environment and the impact of waste. Come and explore hands on!

Surviving in a Changing World is a Stage 3 Science and Technology Unit, which includes a workshop component and tour of the Taronga Wildlife Hospital.



ZooSnooz is unique overnight experience offers a great way for students to learn about animals and the environment. Students will immerse themselves in a special evening safari tour, an early morning walk and up close animal encounters. Cost includes dinner under the stars, accommodation, breakfast and entry to the Zoo the following day.

Come on a self-guided tour of the Zoo and get to know the unique wildlife at your own pace. Be sure to visit the Great Southern Oceans precinct to see Litter Free Oceans in action!

[Book your visit to the Zoo here](#), noting that you are a Litter Free Oceans School. Don't forget to email us evidence for your discount.

Let the zoo come to you!



Taronga Zoo comes to you through the Zoomobile. Programs and workshops for children K-12. Discounted for Litter Free Ocean schools!



The Ocean Action Pod is an initiative of the Total Environment Centre. Taronga can facilitate a discounted incursion for your school.

Teaching units

Schools for the Wild | This 10 week Stage 3 Geography, English and Creative Arts unit explores endangered species conservation through Taronga's 10 legacy species, including the marine turtle.

Taronga Teachers Association | Join our teachers member program to benefit from special teacher events and to visit the Zoos as often as you like to help inspire you and your classroom programs.

SUPPLIERS

There are a number of online retailers offering everything reusable for your home, school or business from bottles, to lunchboxes, to plastic free cleaning. Here are some highly regarded Aussie stores to get you started.

	Cups	Bottles	Containers	Straws	Catering	Cleaning	Body
Biome	✓	✓	✓	✓	✓	✓	✓
Hello Green	✓	✓	✓	✓	✓	✓	✓
Greenpack	✓	✓	✓	✓	✓	✓	
Going Green Solutions *Discount available.	✓	✓	✓	✓	✓	✓	✓
KeepCup	✓						
Joco Cups	✓						
Frank Green	✓	✓					
Biopack	✓		✓	✓	✓		

*Taronga Discount:

[Going Green Solutions](#) offers truly sustainable catering ware, and plastic free cleaning supplies. Use the code “Taronga Friends” at checkout for a discount especially for Litter Free Oceans Schools.

TIPS FOR PARENTS

- Pack lunch the night before so that you’re not caught out reaching for those “convenient” single serve snacks in the morning rush.
- Beeswax wraps and reusable pouches are a great investment. They come in all sizes and can be used over and over to wrap dry food or portion snacks. No more cling wrap – ever!
- Drink bottles can be filled with any liquid, not just water. Treat your child with juice, coconut water or milk. This eliminates poppers with single-use straws.
- Whole fruit is much more nutritious than fruit cups, and it comes in own natural packaging!
- Reuse old jars or sturdy Tupperware containers to transport lunch, you don’t have to buy anything new.

CASE STUDIES

St Terese's Catholic Primary School, Lakemba



Year 1 students at St Terese's Catholic Primary School were attending the Haldon Street Festival when they witnessed helium balloons being released into the sky. The children were very saddened as they know the devastating effects of balloons on turtles and other marine life. Animals can mistake balloons and other plastic items for food, leading to starvation, injury or death.

The kids took it upon themselves (with the help of their teacher) to write to the Canterbury Bankstown Council and voice their concern and disappointment. They also designed posters around the issue to educate the wider school and community.

The Council responded very positively, reiterating that festival guidelines state that helium balloons should not have been used at all. The Council investigated who the offenders were and have taken steps to ensure it doesn't happen again.

This is a great example of how a class decided to take action on one single-use plastic item. By going straight to the decision makers they made sure their issue was addressed at appropriate levels to deal with the cause, and harnessed it as a wider learning opportunity.

CASE STUDIES

Illawarra Christian School, Wollongong

The global plastic pollution problem is overwhelming but this group of teenagers were determined to make a positive impact. plastICS - Preventing Litter and Stormwater Trash at ICS is a group of 7 Year 8 girls from Illawarra Christian School. They are passionate about our marine environment, love animals and our oceans. For over a year they have been working to educate students and families about the impact that soft-plastic packaging has on the environment.

A plastic audit day showed the extent to which families rely on soft-plastic packaging in lunch boxes. This was the beginning of the plastICS project. plastICS is a four pronged approach that aims to **Educate** the community about the plastic pollution problem, **Reduce** the amount of soft-plastic packaging that comes to school in lunch boxes, **Recycle** any soft-plastic that does come to school and **Engage** students and families in the process. This is all underpinned by partnership with experts.

Reduce: the team decided to hand make beeswax wraps. Beeswax wraps are an excellent alternative to plastic wrap or zip lock bags. By selling these at an affordable price, the team has been able to enable families to explore alternatives to plastic and to really begin to think through the issue.

Recycle: The amount of soft-plastic that comes to school in lunch boxes is overwhelming. The fact that this plastic then goes into the general waste bin and ends up in landfill, or washes down drains to the ocean, is frightening. plastICS has initiated soft-plastic recycling at school. Students have been educated about what constitutes soft-plastic. They have 8 recycling points around the school where they pop their soft-plastic packaging. These bins are emptied into a special 'bunker' and are taken to Recycle weekly for recycling.



Engage: plastICS knew that without buy in from students, there would be little impact. Younger students were invited to enter a colouring competition; the theme being the beauty of our marine environment. They wrote a brief explanation of why we should look after our world. Secondary students entered a photography competition where they had to take a photo of something in creation that would encourage others to care for the environment. The results were stunning.

plastICS would love other schools to join them on the journey. Together we can make a huge difference. For more information please visit the plastICS website at: weareplastics.wixsite.com/plastics

plastICS
Preventing Litter and Stormwater Trash at ICS

CASE STUDIES

St Michael's Catholic School, Palm Island*



In 2015, St Michael's Catholic School on Palm Island ran a beach clean-up activity with some of their students and Tangaroa Blue – a leading marine debris organisation in Australia.

Staff had conducted an audit of the rubbish that St Michael's was generating, and it was established that the biggest producer of rubbish within the school was coming from the students' lunches.

Lunch time at the St Michael's Tuckshop used to consist of a juice that came in a tetra pack with a plastic straw, and disposable plates, cutlery and cups made from either plastic or Styrofoam.

"With 60, sometimes up to 80 students getting their lunch at the tuck shop every day, we were generating quite a lot of waste," said Principal, Gary Recklies.

St Michael's has since replaced their disposable lunchtime tableware with reusable items that are washed after meals, and used again and again. Lunch is also prepared daily with the help of community members that are volunteering their time while they are looking for work.

"Preparing the lunches this way is definitely more labour intensive," said Gary, "but with the support of the community we have been able to pull this off, and have made a big reduction in the amount of waste we are sending to landfill."

"Before we were filling 4-5 wheelie bins every day, now with our new lunch time routine, we have gotten our daily waste generation down to only 2."

Deputy Principal, Janet Wigan said that St Michael's new way of delivering lunches to the students, was also changing the dynamics of the way the students interacted.

"Before when the kids would get their lunch, they would take it off into the playground. Now that they have to return the reusable cups and plates to the tuckshop area, they are sitting down with each other, and interacting with their friends and family members while sharing their meals."

"Not only has this change reduced the amount of rubbish we are producing, but as the students are all sitting and eating together in one place it has also made the rubbish more concentrated and easier to catch before it blows away."

Janet also mentioned how staff members at the school are working to educate the children about the benefits of a clean community, and encouraging them to behave as caretakers of their local environment.

*This story is courtesy of Tangaroa Blue and the Australian Marine Debris Initiative adopt-a-beach program.

LESSONS, ACTIVITIES & FUNDING

Curriculum Based Lesson Plans

TANGAROA BLUE is the leading marine debris organization in Australia, and has a full [education kit](#) for years Foundation K-3, Upper primary years 4-6 and Senior Units years 7-10 to teach children about marine debris – what is it, where it comes from and how to stop it. Join the Australian Marine Debris Initiative.

COOL AUSTRALIA have many different resources available for purchase and download.

SUSTAINABLE SCHOOLS NSW has many resources and lesson plans. You can find the resources around waste and avoidance [here](#).

SURFRIDER FOUNDATION AUSTRALIA have a couple of [lesson plans](#) available for free, and has numerous chapters across NSW working to get rid of plastic in their local areas.

THE TWO HANDS PROJECT have a [4 week module](#) for secondary students years 7-10. It is hands on and includes a local excursion facilitated by Two Hands.

THE OCEAN ACTION POD is an initiative of the Total Environment Centre. They are available for incursions by request and have some fun [lesson plans free to download](#).

NUDE FOOD DAY is a worldwide initiative developed to encourage kids and parents to eat well and live well, and eliminate all unnecessary packaging and wrapping that goes into schools. You can find their curriculum linked resources [here](#).

BOTTLE FOR BOTOL aims to educate students on the importance of protecting our environment by leading a generational change away from single-use plastics. Bottle for Botol donate an identical re-usable bottle to a student in Indonesia, paired with a water station. You can find curriculum/lesson plans [here](#).

STEPHANIE ALEXANDER KITCHEN GARDENS helps students learn healthy food habits through engaging hands on food education. Growing your own food means no plastic packaging! Find your teaching tools [here](#).

RUMBALARA ENVIRONMENTAL EDUCATION CENTRE supports the NSW syllabus through sustainability resources, programs and fieldwork. Contact them for more information or your local Environmental Education Centre.

Incursions

PLASTIC POLLUTION SOLUTIONS is a travelling social enterprise that provides highly engaging presentations, events and activities about the impact of plastic pollution on our environment. Specific activities include school presentations, guided clean ups, Family Trivia Nights and film screenings.

ENVIROMENTORS is mobile incursion-based environmental education program, reaching every corner of NSW with sustainability workshops.

SHARK IN A BUS is a mobile museum, fascinating and engaging children and adults alike about these amazing predators and educate about the marine environment.

Funding

ECO-SCHOOLS AUSTRALIA have grants available for members to carry out projects in their school.

NSW ECO SCHOOLS GRANTS Provides funds for environmental management projects for students, teachers and the school community.

APPENDIX

Useful Websites for Reference and More Inspiration:

PLASTIC FREE JULY

plasticfreejuly.org

A global movement to trial refusing single-use plastics for a month, full of great tips and how tos, practical advice on where to start on this journey. Register as a school or an individual here.

TANGAROA BLUE

tangaroablue.org

Join the Australian Marine Debris Initiative, a network dedicated to the removal and prevention of marine debris. Find lots of resources or adopt-a-beach.

TAKE 3

take3.org

Runs school education and support to reduce marine debris through action in the school. Talk to Mandy Marechal.

CLEAN UP AUSTRALIA

cleanup.org.au/au

Coordinates Clean Up Australia Day, and supports plastic free living and waste reduction initiatives.

NUDE FOOD DAY

nudefoodday.com.au

Helps students reduce packaging in their lunches. Usually runs over the month of October.

SUSTAINABLE SCHOOLS NSW

environment.nsw.gov.au/sustainableschools

Join the community to share ideas and support, or just use the plethora of free teaching resources.

ECO SCHOOLS GRANTS

environment.nsw.gov.au/grants/schools.htm

Provides funds for environmental management projects for students, teachers and the school community.

KEEP NSW BEAUTIFUL

knswb.org.au

A peak body for litter reduction and environmental sustainability. They run the EnviroMentors program.

SURFRIDER FOUNDATION

surfrider.org.au

A registered not for profit sea-roots organisation dedicated to the protection of Australia's waves and beaches through Conservation, Activism, Research and Education or C.A.R.E.

BOOMERANG BAGS

boomerangbags.org

A community driven initiative tackling plastic pollution at the grassroots level. Your school may wish to help sew bags, cut fabric, craft timber display boxes or host a sewing bee.

PLASTIC POLLUTION SOLUTIONS

plasticpollutionsolutions.com.au

is one of the most engaging incursions you can get!

SEA SHEPHERD

seashepherd.org.au

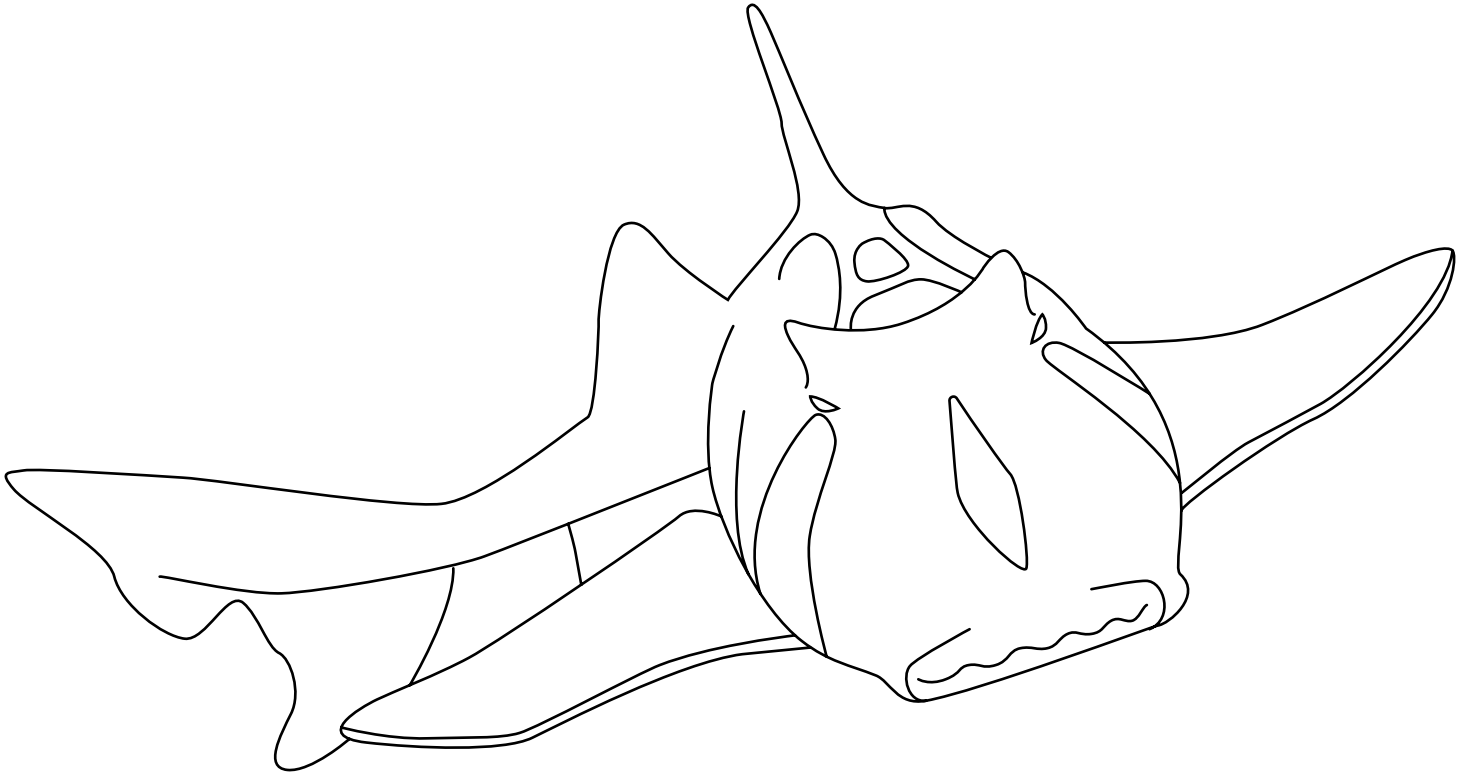
This high-profile direct action conservation group runs beach clean ups through local chapters.

SLO ACTIVE

sloactive.com/plastic-pollution

Slo active clearly explains the problem and extent of marine debris, as well as offering simple solutions.

I'M A HERO *for*
the **PORT JACKSON SHARK!**



To help the Port Jackson Shark I will...

.....

.....


.....

.....

.....

.....

I'M A HERO *for*
the **AUSTRALIAN SEA LION!**



To help the Australian Sea Lion I will...

.....

.....


.....

.....

.....

.....

I'M A HERO *for*
the **MARINE TURTLE!**



To help the Marine Turtle I will...

.....

.....

.....

.....

.....

.....